

## Connecting to Family & Friends

Our newest enhancements simplify the process of connecting to all the people you visit the Parks with.

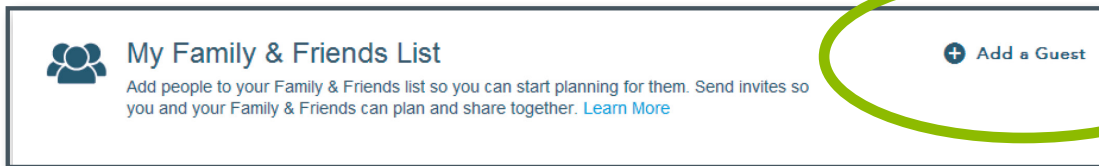
It all starts at [disneyworld.com](http://disneyworld.com)!

Just choose **My Disney Experience**, select **My Family & Friends** under the **My Account** section and sign in.

(If you've registered with a site like [disneyland.com](http://disneyland.com), [ABC.com](http://ABC.com), [ESPN.com](http://ESPN.com) or [DVCMember.com](http://DVCMember.com), you can use the same member name and password.)

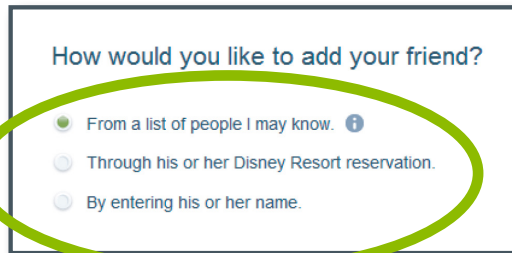
### Step 1

First, select the **+Add a Guest link** on your **Family & Friends** list page.



### Step 2

You'll have three options for adding family members and friends to your **My Disney Experience** account.



#### 1. From a list of people I may know:

Send an invite to people who are managed by or connected to Guests on your Family & Friends list.

#### 2. Through your friend's *Disney Resort* hotel reservation:

Locate people using their reservation information:

- Confirmation number and last name on reservation, or
- Last name, *Disney Resort* hotel, reservation phone number and arrival date

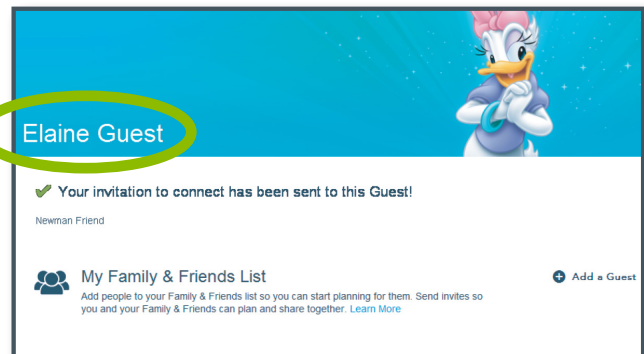
#### 3. By entering his or her name:

If you haven't added friends yet or aren't making plans with a reservation party, simply enter a name.

### Step 3

After invitations are sent successfully, a confirmation message will appear on your **Family & Friends** page.

- You'll see your friend's name added to your **Family & Friends** list with the status "Invitation Pending."
- Any Guests you have invited to plan and share will need to accept the invitation in "My Disney Experience."



### Step 4

Once completed, start planning your fun together.

You can easily make dining reservations and **Disney FastPass+** selections (valid Theme Park admission required).